



California
Shutters



ABOUT CALIFORNIA SHUTTERS

Let the style into your home.

Our Value

At California Shutters we value style, quality and customer service. Our personalised approach and over 30 years experience means we have developed the best products and service to ensure you get the best results.

Our focus is to offer affordable beautiful solutions without sacrifice to quality or service.

Our shutters are easy to install which saves time and frustration leaving you more time to enjoy your stylish new spaces.

*Take advantage of our personal service and easy-to-order process and transform your home today with **California Shutters...***

*...So you can **keep the elements out** and **let the style in** to your home.*



Benefits & Features

- / Significant warranties on all product*
- / Quality finishes*
- / Traditional look*
- / Suitable for wet areas (bathrooms & kitchens)*
- / Insulates more than timber*
- / Easy to install*
- / Easy to clean*
- / Minimal maintenance*
- / Reduces energy costs*
- / Variety of styles and fabrics*



LET
THE
STYLE
IN TO
YOUR
HOME



Polymer Shutters

FEATURES & BENEFITS

20 YEAR WARRANTY

MADE FROM ECO FRIENDLY HIGH-GRADE POLYMER

VOC COMPLIANT

WATER PROOF

FIRE RETARDANT

TERMITE PROOF

HIGH TENSILE COATING

WILL NOT WARP, CRACK OR PEEL

HIGH INSULATION PROPERTIES

SOLID PANEL & LOUVRE BLADES

ALUMINIUM HIDDEN TILT BAR

ALUMINIUM CORE STYLES, TOP & BOTTOM RAILS AND BLADES

4 COLOURS

ELLIPTICAL BLADE 63 AND 89MM





Aluminium Shutters

FEATURES & BENEFITS

10 YEAR WARRANTY

MADE FROM HIGH GRADE 6063 ALUMINIUM

NON-RUSTING/NON-CORROSIVE

STAINLESS STEEL HINGES

WATER RESISTANT

FIRE RETARDANT

TERMITE PROOF

EXCELLENT FOR SUN, RAIN AND WIND PROTECTION

AS STRONG AS STEEL BUT 25% LIGHTER

ALUMINIUM IS HIGHLY PROTECTIVE FOR SUN AND HEAT PROTECTION IN SUMMER
AND IN WINTER CLOSED BLADES TO KEEP WARMTH IN

KEY LOCK AND FLUSH BOLTS AVAILABLE

FANTASTIC MODERN APPEARANCE





Monterey Folding Arm

FEATURES & BENEFITS

5 YEAR WARRANTY

GAS SPRING ARM SUPPORT ENSURES STABILITY & WIND RESISTANCE

BRUSH STRIP INSIDE CASSETTE CLEANS FABRIC AUTOMATICALLY

ALUMINIUM CASSETTE 214MM X 100MM

TORSION BAR 40MM X 40MM

ALUMINIUM ROLLER TUBE 68MM

ALUMINIUM FRONT BAR 99MM X 39MM

REMOVABLE STRAIGHT VALANCE

OVERRIDE CRANK OPERATION

RTS REMOTE CONTROL

MOTOR 240V, 50MM WITH BUILT-IN RECIEVERS

MOTOR AND CRANK (ALL LHS ONLY)

ALL WHITE COMPONENTRY

CENTRE SUPPORT STANDARD 4.5M & 5.5M

MESH FABRIC NOT SUITABLE

3 SIZES

3500mm x 3000mm

4500mm x 3000mm

5500mm x 3000mm



Messina Straight Drop Awning (With Crank Handle)

FEATURES & BENEFITS

5 YEAR WARRANTY

PRACTICAL SYSTEM IS SIMPLE AND EFFECTIVE WITH A BOTTOM LOCKING MECHANISM TO HOLD THE FABRIC TAUT WHILE IN THE DOWN POSITION.

SUITABLE FOR MOST APPLICATIONS AND FIXING.

CAN USE BOTH SUNSCREEN FABRICS AND ACRYLIC APPLICATIONS

EASY TO USE CRANK HANDLE OPERATION

AFFORDABLE AND SIMPLE TO USE

ENERGY EFFICIENT, GREAT HELPING TO KEEP RAIN AND SUN OUT OF YOUR OUTDOOR AREA.

PROVIDES PRIVACY



Polymer Venetian Blinds

FEATURES & BENEFITS

*RANGE AVAILABLE IN BOTH 50MM AND 63MM SLATS
SPLIT CONTROL FOR EASE OF OPERATION
CUSTOM MADE TO YOUR SPECIFICATION
WIDE HARBOUR BRIDGE PELMET TO HIDE HEADBOX
ULTIMATE IN YOU BEING ABLE TO CONTROL LIGHT
COST EFFECTIVE WAY TO PROVIDE AN ELEGANT LOOK TO THE HOME
ALLOW AIR FLOW WHILST MAINTAINING PRIVACY
HIGH INSTALLATION PROPERTIES
5 YEAR WARRANTY*



Crimsafe – The Ultimate Security System

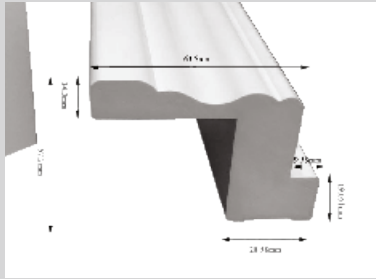
CALIFORNIA IS PROUD TO BE A LICENSED MANUFACTURER OF CRIMS SAFE SECURITY PRODUCTS. WE BELIEVE THERE SHOULD BE NO COMPROMISE WHEN IT COMES TO THE SAFETY OF YOU AND YOUR FAMILY.

CRIMS SAFE HAS MANY IMITATORS, BUT THERE IS SIMPLY NO EQUIVALENT WHEN IT COMES TO SECURITY SCREEN SOLUTIONS TO PROTECT YOUR LOVED ONES. WITH A FLEXIBLE RANGE OF APPLICATIONS AND STYLES, THERE'S A CRIMS SAFE PRODUCT TO SUIT EVERY HOME.

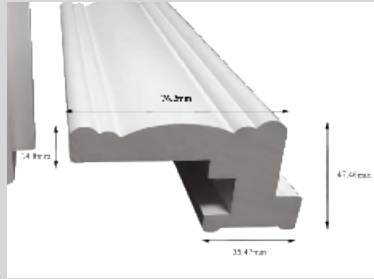
FEATURES & BENEFITS

*REINFORCED WITH THE PROVEN STRENGTH OF CARBON FIBRE
THE EXCLUSIVE CF6 SCREW-CLAMP,
.09MM MESH
UP TO 5 X STRONGER THAN THE AUSTRALIAN STANDARD.*

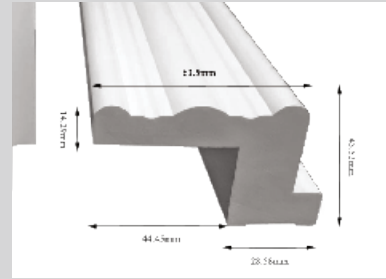




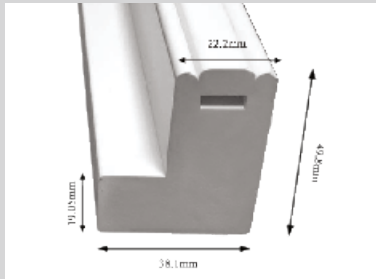
Angled Deco Z Frame



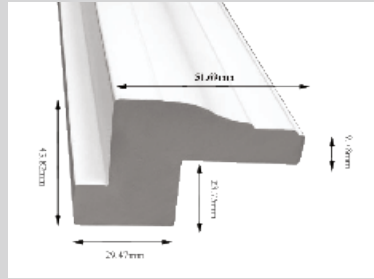
Classic Deco Z Frame



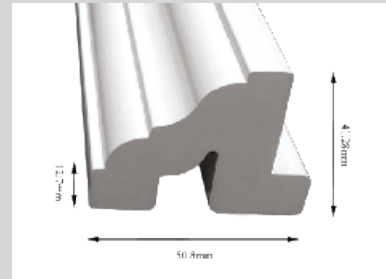
Medium Deco Z Frame



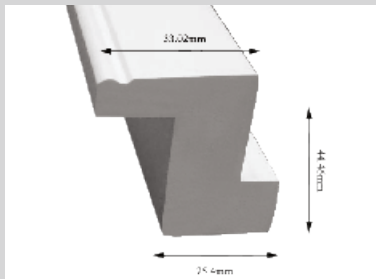
Small Face Fit L Frame



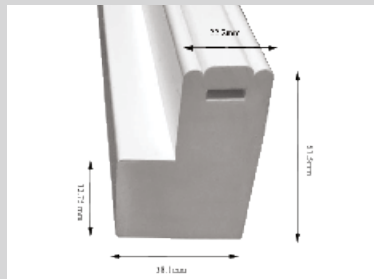
Small Deco Z Frame



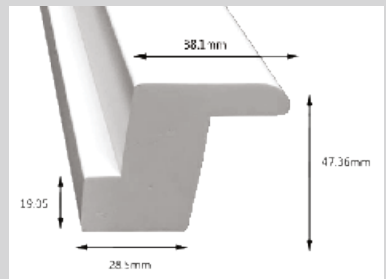
Deco Frame




Small Beaded Z Frame




Medium Face Fit L Frame



Small Bullnose Z Frame




Reveal L Frame



63mm Alucore Blade




89mm Alucore Blade



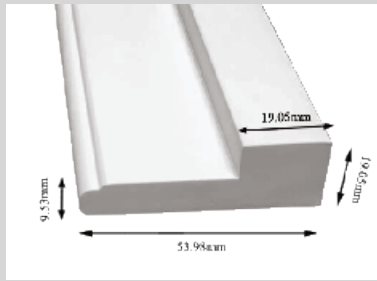
44.46mm T Post



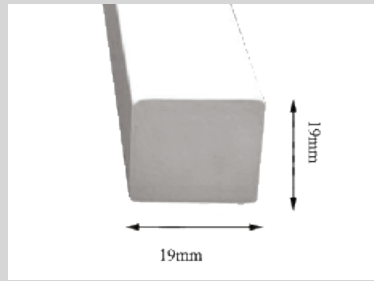
22.5mm Alucore Rail




82.5mm Polycore Midrail



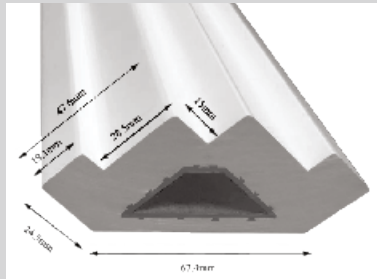
Standard Sill Plate




19 x 19 Light Stop




31.8 x 9.5 Light Stop



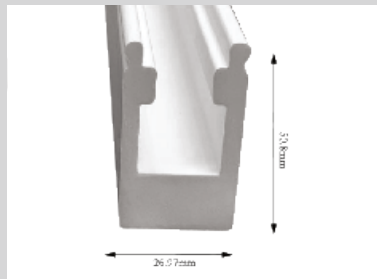
90 Degree Corner Post



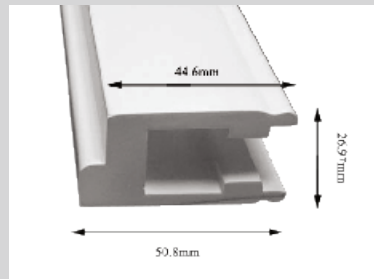
135 degree Bay Post



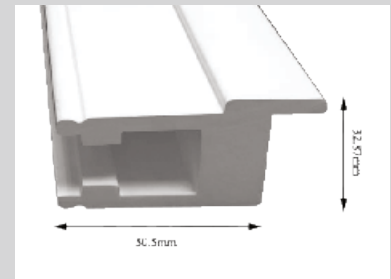
Poly Tilt Rod




A Stile




B Stile




C Stile



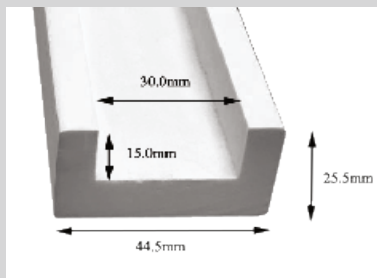
Inside Mounted Fascia




Outside Mounted Fascia




Poly Built Out



Top U Channel




Bottom U Channel



Stile Hole Strip

POLYMER SHUTTER

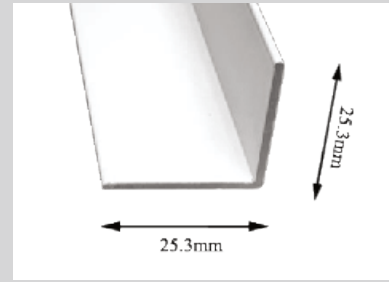
TECHNICAL INFORMATION



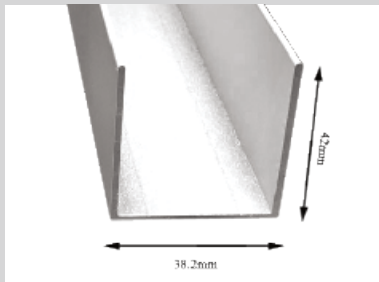
90mm Blade




Stile




25 x 25 Angle



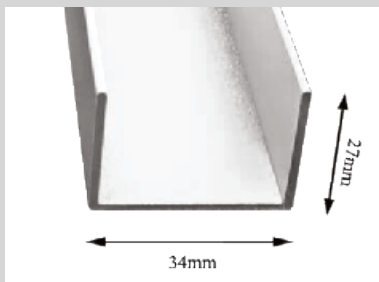
*38 x 42 x 1.6
Top U Channel*



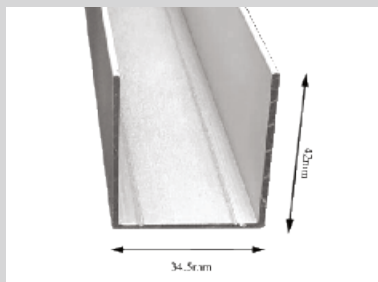
*44.5 x 42 x 1.6
U Channel*



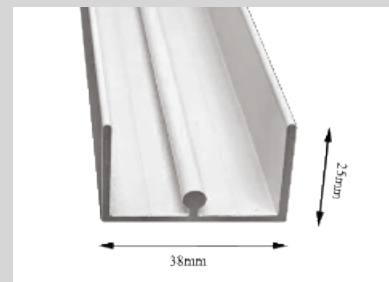
*Bottom Track
U Channel*




*34 x 27 Side
U Channel*




*34 x 42 x 1.6
Side U Channel*



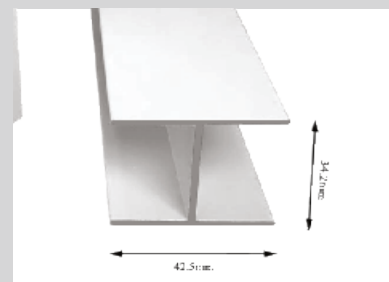
*BRT Bottom
U Channel*



Bottom Track




D Mould




H Section




Large Adjusting Rail




Mid Rail



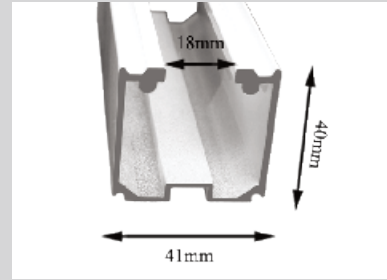
Small Adjusting Rail




T Section




Bottom Rail




Top Track



L Frame



Z Frame



Top Rail

ALUMINIUM SHUTTER

TECHNICAL INFORMATION

